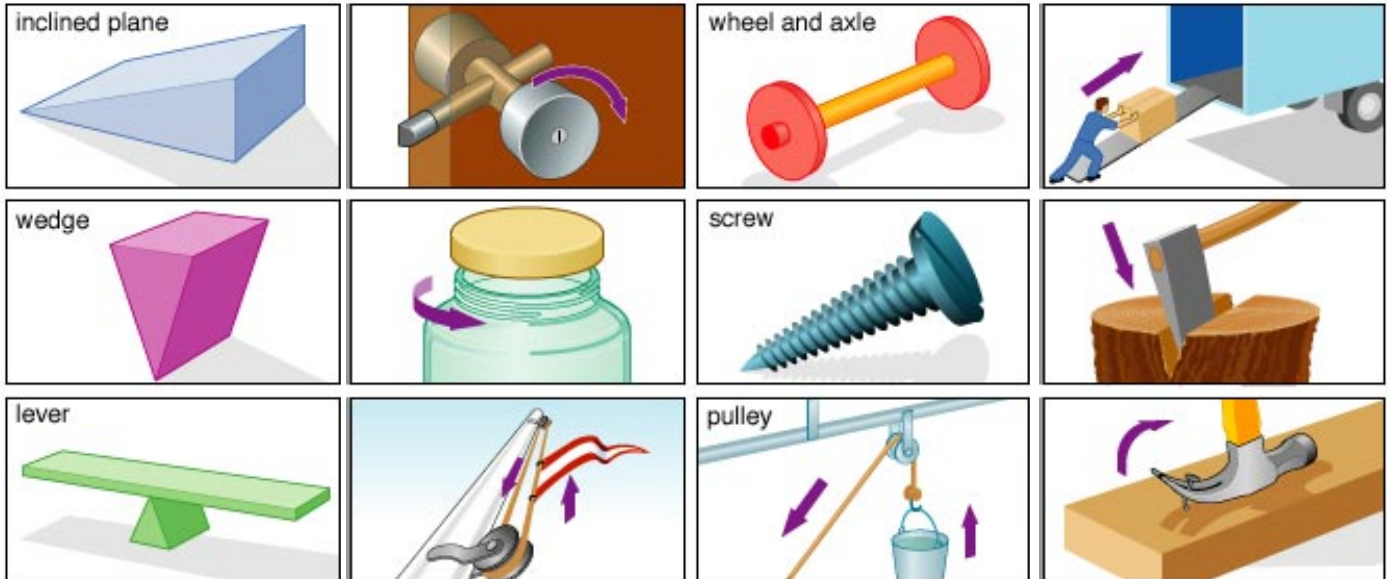


Name: _____

Simple Machines (Teacher Version)

Pulleys & Simple Machines

Simple Machines change the strength or direction of a force, such as a push or a pull. There are 6 types of simple machines. Can you match each type to its example?



Inclined Plane: truck ramp; Wedge: axe; Lever: hammer; Wheel and Axle: doorknob; Screw: jar; Pulley: flag.

The Pulley

Materials:

- Stiff Wire
- Empty Wooden Spool
- String
- Weight
- Pliers



Instructions:

1. Cut a piece of wire, and thread it through the spool. Bend the wire ends up and make a loop so the spool can't fall off.

2. Fasten the loop to a hook and feed the end of a string over the spool. Attach a weight to one end of the string, and hold the other in your hand.

Exploring Pulleys


1. Lift the object. Does it feel lighter or heavier? *With one pulley, the downward force used to lift the weight is the same as the weight itself.*
2. What advantage is there for using a pulley? *You can pull from a distance and from a different direction, and add your weight to the force of the pull.*
3. Why are pulleys useful in real life? *They let people lift heavy objects safely from a distance (ie. Cranes at construction sites)*



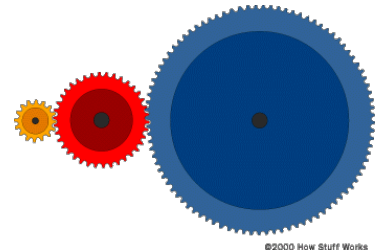
Name: _____

Gears & Simple Machines

Gears are often also considered a simple machine, because they change the direction of a force. If you turn a gear one way, the adjacent gears turn the opposite way. If you turn the yellow gear clockwise, what direction does the blue gear turn in both images?



©2000 How Stuff Works



©2000 How Stuff Works

Left & Right: Clockwise

What Gears Do

Materials:

- 3 Ridged Bottle Caps (with holes)
- 3 Small Nails
- Wooden Board
- Hammer



Instructions:

1. Place a cap with sharp edges down on the board, and nail in place through the centre hole. Make sure you don't hammer to far, otherwise the caps won't spin.

2. Place and nail another cap beside the first, making sure they are close enough to turn one another.

3. Add the third cap next to the second in a similar manner. Make sure when you turn one cap, the other 2 caps turn as well.

What Do You Think?

Look at the section of a bike shown. Do you think this is an example of a pulley or a gear system? Discuss your answer with a neighbour before sharing with the class.



Follow-Up:

1. What do you notice about the spinning direction of the caps? *When you turn a cap, the ones touching it turn in opposite directions.*

2. What do the edges of the cap do for this system? *They act like teeth on a gear, which mesh with other caps so that when one gear turns it turns another.*

3. What is the advantage of gears in terms of direction of forces? *Gears are used to change the direction of a force.*

4. What do you think would happen if you used a large gear with a small one? *You can change how fast a gear spins by changing the sizes.*



Name:

Image Sources:

Pulleys & Simple Machines:

1. Britannica Kids: <http://kids.britannica.com/elementary/art-89981/The-six-basic-simple-machines-are-used-in-a-variety>

The Pulley:

1. Whimsie: <http://www.whimsie.com/aluminum%20craft%20wire.html>
2. Factory Direct: http://factorydirectcraft.com/pimages/20051025152002-671591/38_unfinished_wooden_spools_pkg_48_mini_wood_thread_spools.jpg
3. Second Law Media: <http://www.secondlawmedia.com/how-much-time-does-it-take-to-manage-a-ppc-campaign/>
4. HST Scales: http://www.hstcales.co.uk/open_product.asp?pid=253&catid=43
5. Warren Pipe: <http://www.warrenpipe.com/hardware-store/scripts/prodList.asp?idCategory=1389>

Exploring Pulleys:

1. IHS Global Spec: http://www.globalspec.com/learnmore/motion_controls/power_transmission_mechanical/round_belt_pulleys

Gears & Simple Machines:

1. How Stuff Works: <http://science.howstuffworks.com/transport/engines-equipment/gear-ratio4.htm>

What Gears Do:

1. Puppies and Flowers: <http://www.puppiesandflowers.com/?p=1314>
2. Iron Wire Nails: <http://www.ironwirenails.com/commonnails/ironnails.html>
3. John Lewis: [http://johnlewis.scene7.com/is/image/JohnLewis/231097921?\\$prod_main\\$](http://johnlewis.scene7.com/is/image/JohnLewis/231097921?$prod_main$)
4. Art of Manliness: <http://www.artofmanliness.com/2009/09/29/how-to-use-a-hammer/>

What Do You Think?

1. 27 Gen: <http://27gen.blogspot.ca/2010/07/gearing-up.html>

Follow-Up:

1. Mr. Collinson: http://www.mrcollinson.ca/4%20science/pulleys%20and%20gears/gears_in_action/4_science_pulleys_gears_gears_action.htm